

PLEASE RETURN TO

MARTINSBURG NEWS

CHANDLER & PRICE

NEW SERIES PRESSES



WESTERN NEWSPAPER

Stereotyping & Supply Co.

414 WATER STREET

BALTIMORE 2, MD.

PLaza 2-2575

+

Rec'd. March, 1958

Component Parts List

When ordering parts:—

Always give the serial number of the press which is found stamped on the bed of the press in the upper left-hand corner.

Always give the size of press, part number, and the name and description of the part wanted.

Always state the definite mode of transportation, whether Air Mail—Express—Parcel Post—Freight.

Parts are shipped f.o.b. factory and any prices listed are subject to change without notice.

In practically all cases parts ordered will be shipped from the factory the same day the order is received.

Too much information is always better than not enough. A close observance of the above suggestions will eliminate the possibility of error and will expedite service.
































No.	DESIGNATION
1	Left Side Frame
2	Right Side Frame
3	Bed
3-T	Bed Track (right or left)
3-T-L	Bed Track Lug
3-T-L-S	Bed Track Adjusting Screw
3-T-R	Bed Track Chase Stop Rivet
4	Platen with Impression Screws
4-S	Impression Screw
4-N	Impression Screw Nut
5	Rocker
5-W	Rocker Washer
6	Rocker Lock
6-E	Rocker Lock Spring
6-R	Rocker Lock Spring Rod
7 & 9	Double Disc
7½	Single Disc
8	Disc Bracket
10	Small Disc Gear
10-S	Small Disc Gear Stud
11	Large Disc Gear
11-S	Large Disc Gear Screw
11-W	Large Disc Gear Washer
12	Crank Shaft
12½	Straight Fly Wheel Shaft
13	Pinion
13-K	Pinion Key
14 & 33	Large Gear Cam Wheel with Cam Roller and Stud
15 & 15-S	Lock Roller and Stud
16	Small Head and Lock Cam
17	Roller Arm
17-S	Roller Arm Stud (Side Frame End)
17-W	Roller Arm Washer
18	Gripper Cam Roller
18-S	Gripper Cam Roller Screw
19-A	Feed Table Base and Gear Guard
19-T	Feed Table Base Thumb Screw
20	Feed Table Fork
21	Left Roller Frame
21-S	Roller Frame Wrist Pin
22	Right Roller Frame
23	Name Plate
24	Treadle
26	Fly Wheel
26-K	Fly Wheel Key
27	Roller Truck
28-A	Chase (Steel)
28-B	Chase (Steel ½" oversize)
28-C	Chase (Steel 13" x 19")
28-L	Chase Lug
28½	Chase (Semi-Steel)
29	Spider Chase
30	Chase Hook
30-E	Chase Hook Spring
30-H	Chase Hook Spring Hanger
30-S	Chase Hook Screw
30-L	Chase Hook Lever
30-L-S	Chase Hook Lever Screw
30-B	Chase Hook Bracket
30-B-S	Chase Hook Bracket Screw
31	Gripper Bar
31-E	Gripper Bar Spring
31-H	Gripper Bar Spring Hanger
32	Gripper Bar Roller
32-S	Gripper Bar Roller Screw
33 & 33-S	Cam Roller and Stud
34	Roller Mould Base
34½	Roller Mould Tube
35	Roller Mould Star
36	Disc Lever Roller
36-S	Disc Lever Roller Screw
37	Disc Lever
37-S	Disc Lever Stud
38	Disc Lever Pawl
38-E	Disc Lever Pawl Noiseless Attachment
38-P	Disc Lever Pawl Pin
39	Right Double Saddle with Pin—No Rod
39-P	Right Double Saddle Pin
39-E	Double Saddle Spring
39-B-B	Annular Ball Bearing
39½	Left Double Saddle without Rod
39½-P	Left Double Saddle Pin
40	Single Saddle (right or left)

No.	DESIGNATION
40-E	Single Saddle Spring
41	Side Frame Connecting Bracket
41½	Upper Brace
42	Rocker Box (right or left)
43	Crank Shaft Box
44	Treadle Hook
44-P	Treadle Hook Pin
45	Double Saddle Stud with Rod
46	Steam Fixture Pulley (tight)
46½	Steam Fixture Pulley (loose)
47	Side Arm (Right or Left)
47-S	Side Arm Wrist
48	Steam Fixture Shifting Rod
49	Steam Fixture Fork
51	Steam Fixture Shifting Lever
52 & 52-S	Loose Pulley Washer and Screw
55	Side Arm Washer
55-S	Side Arm Washer Screw
55½	Roller Arm Washer
55½-S	Roller Arm Washer Screw
60	Impression Wrench
61	Gripper Wrench
62	Rocker Arm
63	Roller Stock
63-P	Roller Retaining Pin
64	Tympan Bale
64-R	Tympan Bale Rivet
65	Left Platen Ear
66	Right Platen Ear
67	Gripper Cam
67-P	Gripper Cam Pin
67-H	Gripper Cam Spring Hanger
68	Main Shaft
68-K	Main Shaft Key
69	Back Shaft
70	Throw-off Saddle
70-S	Throw-off Saddle Screw
71	Back Shaft Collar
71-S	Back Shaft Collar Screw
72	Back Connection to Throw-off
72-S & N	Screw and Nut for Back Connection to Throw-off
72½	Lower Throw-off Connection
72½-S & N	Screw and Nut for Lower Throw-off Connection
73	Slotted Piece for Throw-off
74	Throw-off Shaft Collar
74½	Treadle Collar
75	Throw-off Pin Circle
75-P	Throw-off Pin Circle Pin
75-S-P	Throw-off Pin Circle Shaft Pin
76	Outer Arm to Throw-off
76-P	Outer Arm Shaft Pin
78	Throw-off Lever
78-S	Throw-off Lever Screw
79	Throw-off Bracket
80	Left Gripper
80-S	Gripper Bolt and Nut
81	Right Gripper
82	Center Gripper
83	Upper Feed Table
84	Lower Feed Table
85	C. & P. Fountain Bed and Roll
85-T	C. & P. Fountain Thumb Screw
85-S	C. & P. Fountain Bed Screw (For Bracket)
86	C. & P. Fountain Box Cap
86-S	C. & P. Fountain Box Cap Screw
87	C. & P. Fountain Bracket
87-S	C. & P. Fountain Bracket Screw (Press End)
87½	C. & P. Fountain Cover
88	C. & P. Fountain Ratchet Lever
88½	C. & P. Fountain Wire Connection
88½-S	C. & P. Fountain Wire Connection Screw
89	C. & P. Fountain Ratchet Wheel
89½	C. & P. Fountain Blade
89½-S	C. & P. Fountain Blade Screw
90	C. & P. Fountain Ratchet Pawl
90-S	C. & P. Fountain Ratchet Pawl Screw
90½	Fountain Driver
90½-S	Fountain Driver Stud
94	Long Throw-off Shaft
95	Short Throw-off Shaft
96	Bed Shaft
98	Rocker Lock Shaft
130	New Series Short Fountain Bed and Roll

No.	DESIGNATION
130-S	New Series Short Fountain Adjusting Screw
130-N	New Series Short Fountain Wing Nut
132	New Series Short Fountain Ratchet Wheel
133	New Series Short Fountain Cover
134	New Series Short Fountain Ratchet Lever
135	New Series Short Fountain Ratchet Pawl
135-S	New Series Short Fountain Ratchet Pawl Screw
136	New Series Short Fountain Blade
136-A	New Series Short Fountain Ink Well
138	New Series Short Fountain Blade Reinforcement
138-S	New Series Short Fountain Blade Adjusting Screw
139	New Series Short Fountain Catch Spring
140	New Series Short Fountain Catch Yoke
141	New Series Short Fountain Knurled Knob
191	New Series Short Fountain Bracket
191-S	New Series Short Fountain Bracket Screw
191 $\frac{1}{2}$	New Series Short Fountain Swivel Connection
191 $\frac{1}{2}$ -S	New Series Short Fountain Swivel Connection Screw
191 $\frac{1}{2}$ -W	New Series Short Fountain Washer
191 $\frac{1}{2}$ -R	New Series Short Fountain Swivel Connection Rod
	New Series Short Fountain Wire Connection
	Brayer
	Double Saddle complete with Rod
	Mould complete
	Remilling Gear Wheels & furnishing Cam Roller & Stud
	Combined Gear and Pinion Guard complete
	Oil Cups

DESIGNATION	
Brake Equipment	
Brake Lever	
Brake Lever Spring	
Brake Lever Bracket	
Brake Lever Shoe	
Brake Lever Pin	
Brake Lever Shoe Lining	
Extension Tracks	
Left Track Bracket	
Right Track Bracket	
Left Extension Track	
Extension Track Screws	
Extension Track Washers	
Right Extension Track	

The price for repair parts upon Presses built prior to 1893 which are not standard will be double the list price net F.O.B. factory.

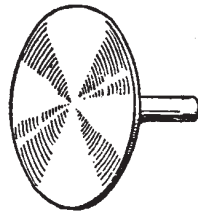
			
60S GRIPPER BOLT & NUT	11 LARGE DISC GEAR	39 1/2 P LEFT SADDLE PIN	18 GRIPPER CAM ROLLER
			
72 1/4 S SCREWS FOR LOWER CONNECTIONS TO THROW-OFF	10 SMALL DISC GEAR	39 P RIGHT SADDLE PIN	5W ROCKER WASHER
			
72 S SCREWS FOR BACK CON- NECTIONS TO THRCW-OFF	13 -PINION	36S DISC LEVER ROLLER SCREW	27 INK ROLLER TRUCK
			
32S GRIPPER BAR ROLLER SCREW	15 LOCK ROLLER AND STUD	75P STEEL THROW-OFF PIN	52 WASHER
			
90 1/4 S FOUNTAIN DRIVER STUD	88 1/4 S C & P FOUNTAIN WIRE CONNECTION SCREW	30S CHASE HOOK SCREW	35 STAR
			
21S ROLLER FRAME WRIST PIN	74 THROW-OFF SHAFT COLLAR	78S THROW-OFF LEVER SCREW	55 SIDE ARM WRIST WASHER
			
14S GRIPPER CAM ROLLER SCREW	44P TREADLE PIN	10S SMALL DISC GEAR STUD	
			
17S ROLLER ARM STUD SIDE FRAME END	43 CAM ROLLER 33S STUD	13S LOCK ROLLER STUD	
			
		4S IMPRESSION SCREW	



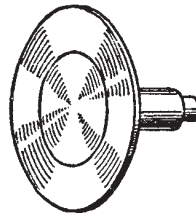
132 N.S.S. FOUNTAIN RATCHET WHEEL

75SP THROW-OFF PIN CIRCLE SHAFT PIN

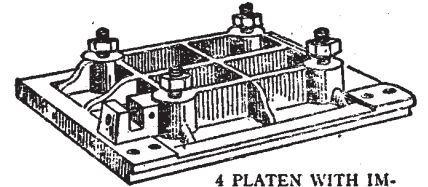
76P OUTER ARM SHAFT PIN



7 1/2 SOLID DISC




7 & 9 DOUBLE DISC




4 PLATEN WITH IMPRESSION SCREWS



130S N.S.S. FOUNTAIN BED ADJUSTING SCREW

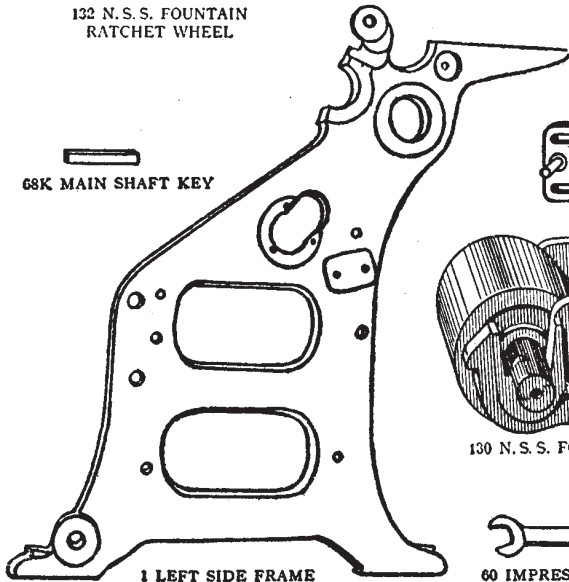


39 RIGHT DOUBLE SADDLE WITH STUD & ROD




39 1/2 LEFT DOUBLE SADDLE WITH STUD & ROD

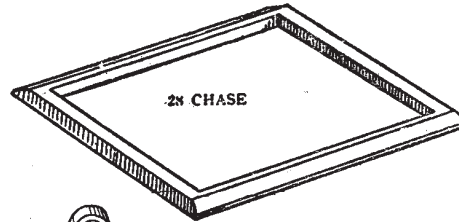
68K MAIN SHAFT KEY



1 LEFT SIDE FRAME



130 N.S.S. FOUNTAIN BED AND ROLL



28 CHASE



141 N.S.S. FOUNTAIN KNURLED KNOB



60 IMPRESSION WRENCH



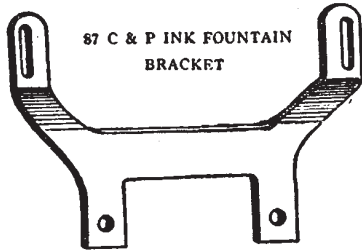
135 N.S.S. FOUNTAIN RATCHET PAWL



61 GRIPPER WRENCH




130N N.S.S. FOUNTAIN BED ADJUSTING SCREW WING NUT



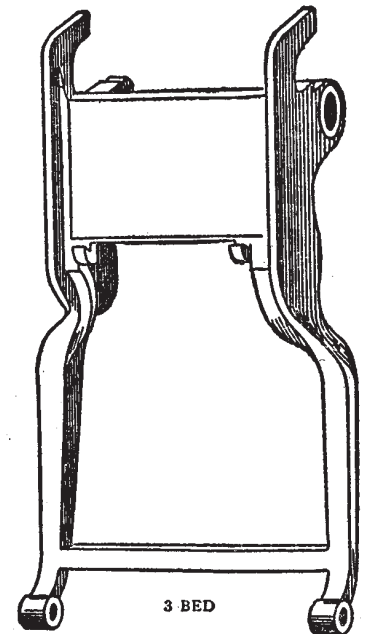
87 C & P INK FOUNTAIN BRACKET



31 SHIFTING LEVER



22 RIGHT HAND ROLLER FRAME



3 BED



47S SIDE ARM WRIST



37S DISC LEVER STUD

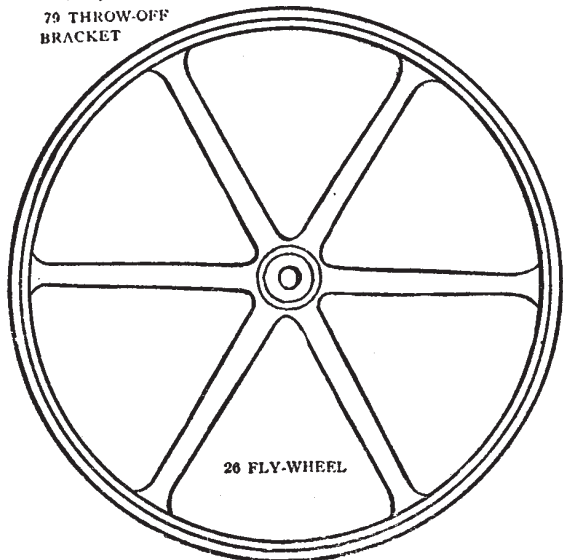


79 THROW-OFF BRACKET

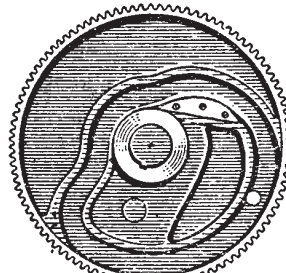
90S C & P FOUNTAIN RATCHET PAWL SCREW



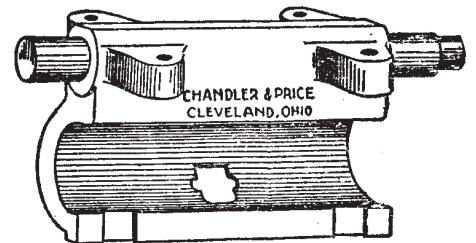
30 CHASE HOOK



26 FLY-WHEEL




14 LARGE GEAR CAM WHEEL



CHANDLER & PRICE
CLEVELAND, OHIO

5 ROCKER

1/4" STEAM FIXTURE ROD




46 TIGHT PULLEY
46 1/2 LOOSE PULLEY

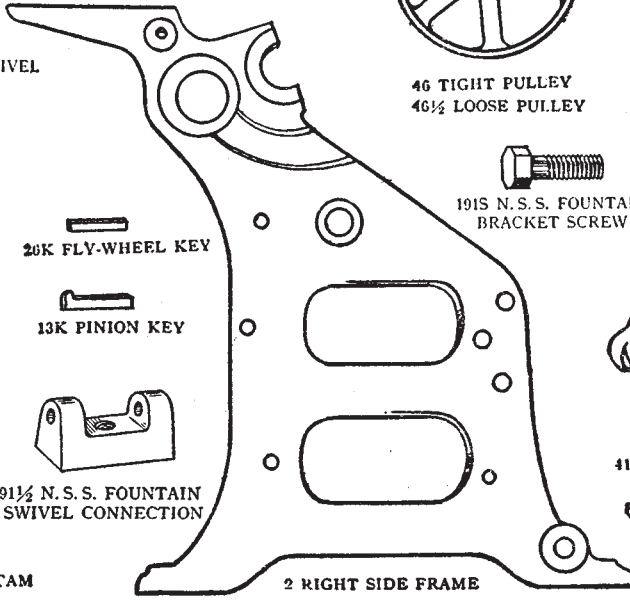
THE CHANDLER & PRICE CO.
CLEVELAND, O.

23 NAME PLATE

19 1/2 N. S. S. FOUNTAIN SWIVEL
CONNECTION SCREW

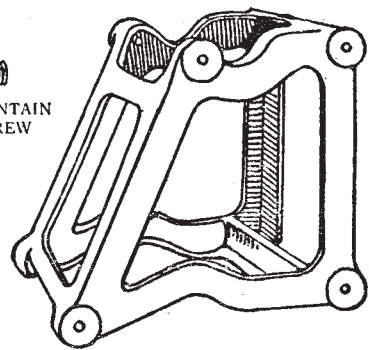


21 LEFT HAND ROLLER FRAME




2 RIGHT SIDE FRAME

19 1/2 R N. S. S. FOUNTAIN SWIVEL
CONNECTION ROD



41 SIDE FRAME CONNECTING BRACKET



16 SMALL HEAD AND LOCK CAM

20K FLY-WHEEL KEY

13K PINION KEY

19 1/2 N. S. S. FOUNTAIN
SWIVEL CONNECTION

19 1/2 N. S. S. FOUNTAIN
BRACKET SCREW


87 1/2 C & P FOUNTAIN COVER

96 BED SHAFT

94 LONG THROW-OFF SHAFT



71 BACK SHAFT
COLLAR



70 THROW-OFF SADDLE



69 BACK SHAFT




44 TREADLE HOOK

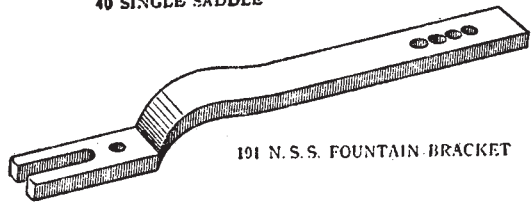


40 SINGLE SADDLE


90 1/2 FOUNTAIN DRIVER



49 BELT SHIFTER FORK



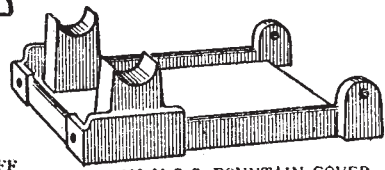
101 N. S. S. FOUNTAIN BRACKET



81 RIGHT GRIPPER



80 LEFT GRIPPER



133 N. S. S. FOUNTAIN COVER



68 MAIN SHAFT



76 OUTER ARM FOR THROW-OFF



12 1/2 STRAIGHT FLY-WHEEL SHAFT



134 N. S. S. FOUNTAIN RATCHET LEVER



12 CRANK SHAFT



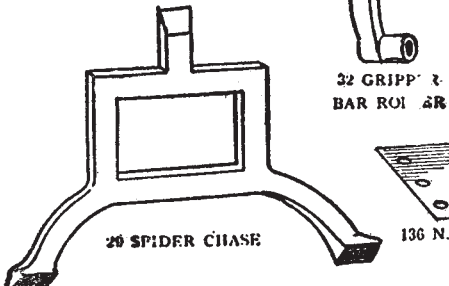
31 DEPRESSIBLE GRIPPER BAR



72 1/2 LOWER THROW-OFF CONNECTION



67A GRIPPER CAM

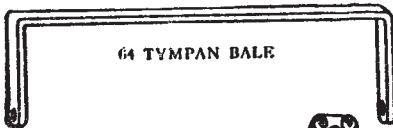


20 SPIDER CHASE


32 GRIPPER BAR ROD



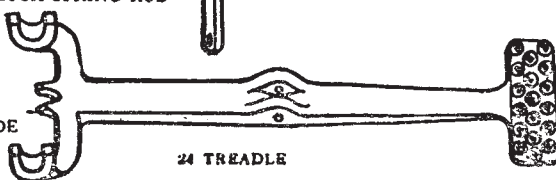
6R ROCKER LOCK SPRING ROD



64 TYMPAN BALE



136 N. S. S. FOUNTAIN BLADE



24 TREADLE



78 THROW-OFF LEVER



41 1/2 UPPER BRACE



34 1/2 MOULD TUBE



95 SHORT THROW-OFF SHAFT



63 ROLLER STOCK



31E GRIPPER BAR SPRING



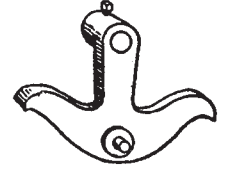
98 LOCK SHAFT



47 SIDE ARM



66E ROCKER LOCK SPRING



75 THROW-OFF PIN CIRCLE



30E CHASE HOOK SPRING & 30H HANGER



72 BACK CONNECTION TO THROW-OFF



40E SADDLE SPRING



138S N. S. S. FOUNTAIN BLADE ADJUSTING SCREW



73 SLOTTED PIECE FOR THROW-OFF



17 ROLLER ARM



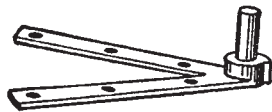
62 ROCKER ARM



140 N. S. S. FOUNTAIN CATCH YOKE



88 1/2 C & P FOUNTAIN WIRE CONNECTION



20 FEED TABLE FORK



19T FEED TABLE THUMB SCREW



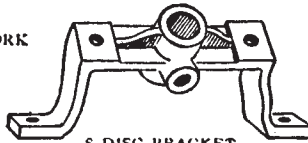
19 FEED TABLE BASE AND GEAR GUARD



43 CRANK SHAFT BOX



BRAVER



8 DISC BRACKET



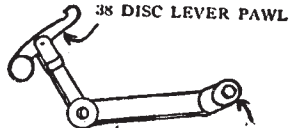
135S N. S. S. FOUNTAIN RATCHET PAWL SCREW



191 1/2 W N. S. S. FOUNTAIN SWIVEL CONNECTION SCREW WASHER



34 MOULD BASE



38 DISC LEVER PAWL




37 DISC LEVER



36 DISC LEVER ROLLER




42 ROCKER BOX

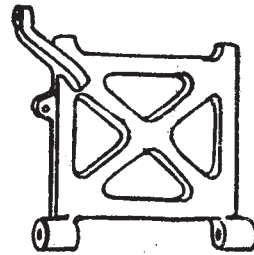


83 UPPER FEED TABLE

84 LOWER FEED TABLE



85 C & P FOUNTAIN BED



6 ROCKER LOCK



85T C & P FOUNTAIN THUMB SCREW




84 C & P RATCHET LEVER



89 C & P FOUNTAIN RATCHET WHEEL

85 1/2 C & P FOUNTAIN ROLL



65 LEFT PLATEN EAR



66 RIGHT PLATEN EAR



90 C & P RATCHET PAWL

